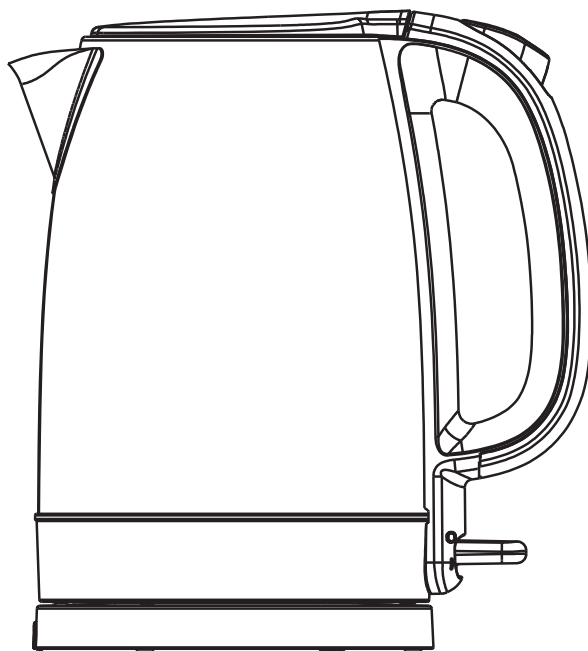


ELECTRIC KETTLE

Comfee



User Manual

Model: CEKS002



Please read the instructions carefully before use the machine
Please properly retention of the instructions for your future reference

IMPORTANT SAFEGUARDS

When using electrical appliances, basic safety precautions should always be followed, including the following:

- 1、 Read carefully and save all the instructions.
- 2、 For additional protection, we recommend the use of a power outlet with a rated current of 10A. To avoid circuit overload, do not operate another high wattage appliance on the same circuit.
- 3、 Do not fill kettle when positioned on base, Dry the water on the bottom of the body before place it onto power base.
- 4、 Never leave the appliance unattended when in use.
- 5、 Close supervision is necessary when your appliance is being used near children or infirm persons.
- 6、 Electric kettle must be operated on a flat surface.Do not place this appliance on or near a hot gas or electric burner or on the top of other electric appliances
- 7、 Do not touch hot surfaces,use the handle.Be aware of steam being emitted from spout or lid especially during refilling.Do not remove lid during boiling cycle.
- 8、 Do not use the kettle to heat anything other than water. Do not fill above the "max" indication.Do not operate kettle if water is below minimum.
- 9、 Do not let the power cord hang over the edge of the table or touch hot surfaces.Always store excess portion of the power cord in the compartment of the base unit.
- 10、 Do not immerse any part of the appliance in water or other liquid.Do not use your appliance with an extension cord unless this cord has been checked and tested by a qualified technician or service person.Always use your appliance from a power outlet of the voltage(A.C. only)marked on the appliance.
- 11、 Do not operate any appliance with a damaged cord or plug or after the appliance malfunctions, or has been damaged in any manner. Return appliance to the nearest authorized service facility for examination, repair or adjustment.

NOTE: If the kettle is overfilled,boiling water may be ejected.
The kettle is only to be used with the stand provided.

WARNING: Do not switch on if there is a possibility that the water in the heater is frozen.

IMPORTANT SAFEGUARDS

- 12、 Always unplug from the plug socket when in following conditions:
No water in kettle Filling water Not in use Before cleaning or moving kettle.
- 13、 Call our free customer assistance number for information or return to Midea Customer Service Department for examination and repair. Never repair the appliance by yourself.
WARNING: To reduce the risk of fire or electric shock , do not remove the bottom cover of the body or the power base by yourself.
- 14、 Do not use a base unit other than the one supplied. The use of accessory attachments not recommended by the manufacturer may result in fire, electrical shock or personal injury.
- 15、 Do not insert any object into slots or holes of the kettle.
- 16、 This appliance is for household use only. Do not use outdoors.
- 17、 This appliance can be used by children aged from 8 years and above if they have been given supervision or instruction concerning use of the appliance in a safe way and if they understand the hazards involved. Cleaning and user maintenance shall not be made by children unless they are older than 8 and supervised. Keep the appliance and its cord out of reach of children aged less than 8 years.
- 18、 WARNING:Do not remove the lid while the water is boiling.
- 19、 CAUTION:Position the lid so that steam is directed away from the handle.
- 20、 CAUTION:Insure that the appliance is switched off before removing it from its stand.
- 21、 CAUTION:Be careful and avoid water spillage on connector.
- 22、 Incorrectly use of appliance may cause serious burns, therefore, attention shall be taken.
- 23、 Do not try to access into kettle's container, heating element surface ins subjected to residual heat after use.
- 24、 Appliances can be used by persons with reduced physical, sensory or mental capabilities or lack of experience and knowledge if they have been given supervision or instruction concerning use of the appliance in a safe way and understand the hazards involved.
- 25、 Children shall not play with the appliance.

IMPORTANT SAFEGUARDS

- 26、 a) A short power-supply cord is provided to reduce risks resulting from becoming entangled in or tripping over a longer cord.
b) Longer extension cords are available and may be used if care is exercised in their use.
c) If a long extension cord is used:
 - 1) The marked electrical rating of the extension cord should be at least as great as the electrical rating of the appliance;
 - 2) The longer cord should be arranged so that it will not drape over the counter top or table top where it can be pulled on by children or tripped over.
- 27、 This appliance has a polarized plug (one blade is wider than the other). To reduce the risk of electric shock, this plug is intended to fit into a polarized outlet only one way. If the plug does not fit fully into the outlet, reverse the plug. If it still does not fit, contact a qualified electrician. Do not attempt to modify the plug in any way."
- 28、 To disconnect, turn any control to "off", then remove plug from wall outlet.
- 29、 Scalding may occur if the lid is removed during the brewing cycles.

SAVE THESE INSTRUCTIONS.

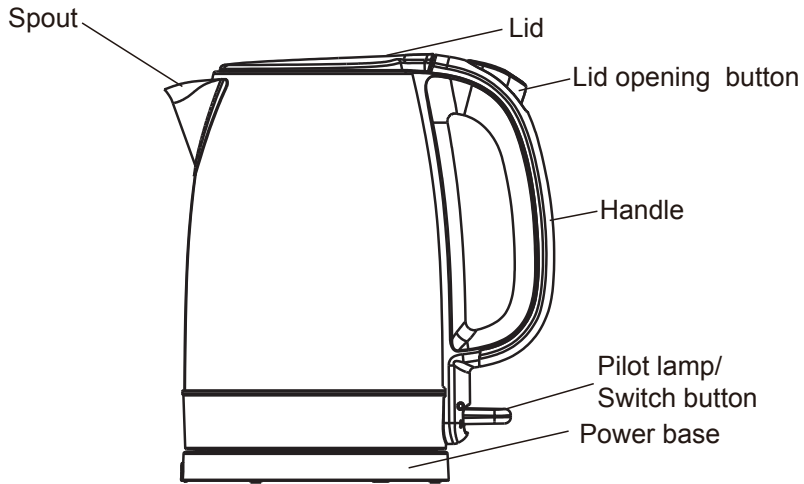
Brief introduction

Rational design,

bring convenience and enjoyment to your life

- Rapid boiling , save time and energy for you.
- Steam control to switch the kettle off after boiling.
- Automatically cut for boil-dry protection.
- Thermostat of high quality.
- 360° rotational power base.
- Stainless steel body.

Names of main parts



How to use

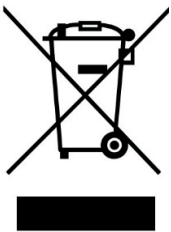
For the first time to use or no use for a long time, it is recommended that you fill to the maximum level mark with fresh tap water, boil and empty the kettle at least 2 times to clear kettle of any tiny particles. Do not drink such water.

- 1、 Press the lid lock on the handle , and you can open it.
- 2、 Remove the kettle from the base to the filling place. Fill the kettle with desired amount (no less than the minimum and no more than the maximum.) Put back the lid; place the kettle back on the base unit.
- 3、 Connect the plug into a power outlet (120V,AC), switch the kettle on by pressing the switch. The light will illuminate to indicate the kettle is heating.
- 4、 The kettle will automatically switch off once the water has boiled and the neon light goes off.
- 5、 Lift the kettle from the base, and you can pour out the water into container.

Cleaning

- ▶ To prolong the kettle's life, please clean the mineral deposits in the kettle regularly.
- ▶ Always unplug from the plug socket and allow to cool down before cleaning.
- ▶ Do not use chemical, steel wool, or abrasive cleaners to clean the outside of the kettle, as these will scratch the surface and fade the outside color.

- 1、 Fill the kettle with 0.5L white vinegar and the remainder with water and allow to stand for over 1 hours ;
- 2、 Empty the solution from the kettle. Wipe off the deposits remained with damp cloth
- 3、 Fill the kettle with clean water, bring to boil and then discard the water. Repeat and the kettle will be ready to use;
- 4、 If necessary, repeat the operations above for several times;
- 5、 Do not immerse into water. The surface of the kettle may be wiped over with a damp cloth and polished with a soft dry cloth.
- 6、 Grasp the top of the scale filter and pull upwards to remove. Wash with clean water and dry thoroughly before replacing in the kettle.
- 7、 Any other servicing should be performed by an authorized service representative.



DISPOSAL:

Do not dispose this product as unsorted municipal waste. Collection of such waste separately for special treatment is necessary.

This product must not be disposed together with the domestic waste. This product has to be disposed at an authorized place for recycling of electrical and electronic appliances.

By collecting and recycling waste, you help save natural resources, and make sure the

product is disposed in an environmental friendly and healthy way.

Specifications

Product : ELECTRIC KETTLE

Model : CEKS002

Rated voltage : 120V~

Rated frequency : 60Hz

Rated power : 1500W